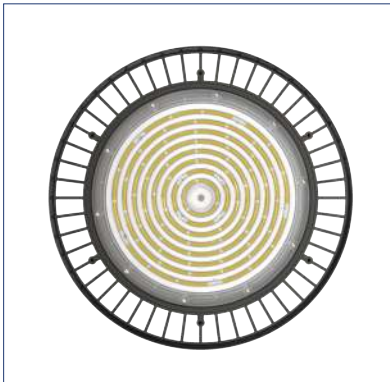


## HB-SOLIS



### KEY ADVANTAGES

- 150-170lm/w ultra-high light efficiency
- Wattage from 60W to 300W Power Selectable
- With Plug in sensor option
- Robust design
- Emergency lighting with optional battery
- High visual comfort
- No hazardous materials
- Fast ROI thanks to long life span and reduced maintenance
- Compact housing optimised for heat dissipation and reduced dust accumulation
- Dedicated range of mounting accessories

### TYPES OF APPLICATION

- CAR PARKS
- LARGE AREAS
- INDUSTRIAL HALLS & WAREHOUSES
- SPORT FACILITIES



CAR PARKS



LARGE AREAS



INDUSTRIAL HALLS & WAREHOUSES



SPORT FACILITIES



## Light Technical Information

|                           |                                       |
|---------------------------|---------------------------------------|
| Wattage                   | 100W/150W/200W/240W/300W/500W         |
| Light Source              | SMD2835                               |
| Luminous Efficacy         | 150-170lm/w                           |
| Luminous Flux             | 15000/22500/30000/36000/51000/75000LM |
| Beam Angle                | 60°/90°/120° (100W without 60°)       |
| Color Temperature         | 3000K/4000K/5000K/5700K/6500K         |
| Protection Rating         | IP65                                  |
| Color Rendering Index Ra  | >80                                   |
| Impact Resistance         | IK08                                  |
| Total Harmonic Distortion | <10% (220Vac/50Hz, at 25°C)           |
| McAdam Ellipse            | ≅5                                    |
| Ambient Temperature Range | -40~+40°C                             |

## Operating and Electrical

|                             |                   |
|-----------------------------|-------------------|
| Driver Included             | Lifud/Sosen       |
| Input Voltage / Frequency   | 100-277V, 50-60Hz |
| Electrical Class            | Class I           |
| Power Factor (at full load) | >0.95             |
| Surge Protection            | 6KV               |
| Lifetime                    | L70B10 >102000hr  |
| Warranty                    | 5 years           |
| Low Flicker                 | Yes               |
| Housing Material            | ADC12             |
| Optic Material              | PC                |
| Housing Color               | RAL9004           |

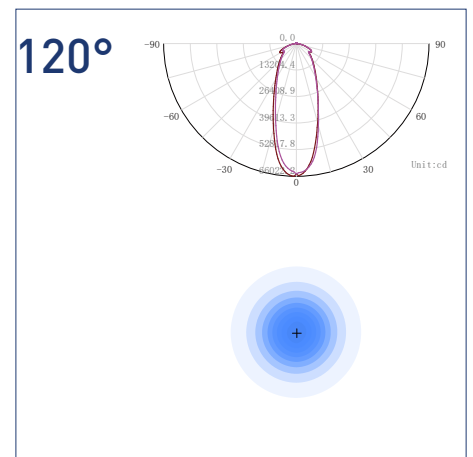
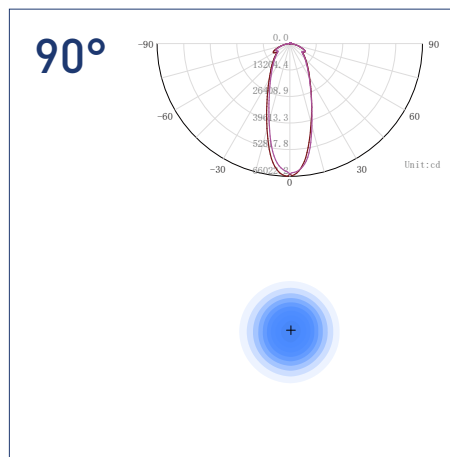
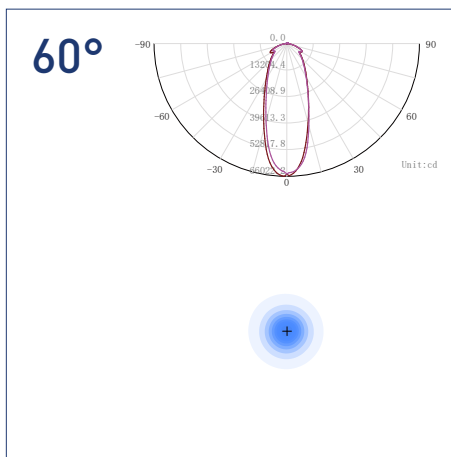
## Controls and Dimming

|                  |  |
|------------------|--|
| Power Adjustable | 100W range: 100W-80W-60W (default)<br>150W range: 150W-120W-80W (default)<br>200W range: 200W-150W-100W (default)<br>240W range: 240W-200W-150W (default)<br>300W range: 300W-220W-180W (for option) |
| Function         | 1-10V, PWM, Triac dimming (default)  |
| Devices          | N/A  |
| Cables           | 3x1.0mm <sup>2</sup> , 0.3m length   |

## Maintenance and Assembly

|                      |  |
|----------------------|--|
| Installation Methods | Suspension, Bracket Mounting                         |
| Accessories          | Aluminum Lampshade/PC Lampshade/<br>Mounting Bracket |

## Light Distribution



### Accessories



Safety Rope



Aluminum lampshade



PIR Sensor



Micro-wave Sensor

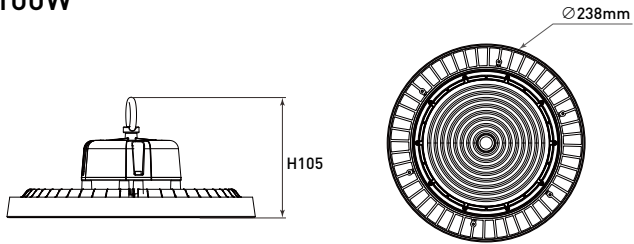


Remote Controller

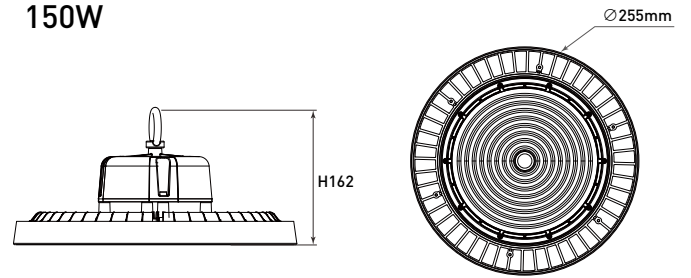
### Packaging

| POWER  | PACKAGE SIZE  | QTY/CTN  | NET WEIGHT | GROSS WEIGHT | 20GP    | 40HQ    |
|--------|---------------|----------|------------|--------------|---------|---------|
| HB100S | 238*238*105mm | 1PCS/CTN | 1.56Kg     | 2.30kg       | 1200PCS | 2500PCS |
| HB150S | 255*255*162mm | 1PCS/CTN | 1.56Kg     | 2.30Kg       | 1200PCS | 2500PCS |
| HB200S | 300*300*176mm | 1PCS/CTN | 1.92Kg     | 2.90Kg       | 800PCS  | 1700PCS |
| HB240S | 365*365*176mm | 1PCS/CTN | 2.20Kg     | 3.40Kg       | 620PCS  | 1200PCS |
| HB300S | 385*385*182mm | 1PCS/CTN | 4.30Kg     | 5.40Kg       | 620PCS  | 1200PCS |
| HB500S | 490*490*208mm | 1PCS/CTN | 13.30Kg    | 15.00Kg      | 400PCS  | 800PCS  |

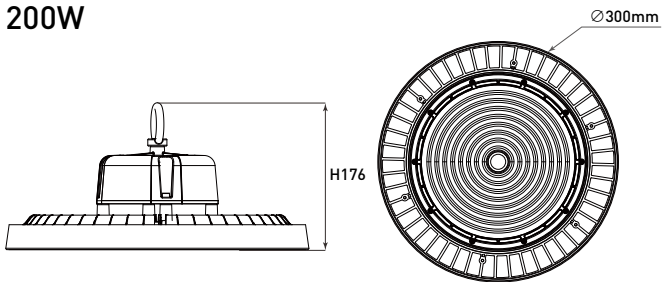
100W



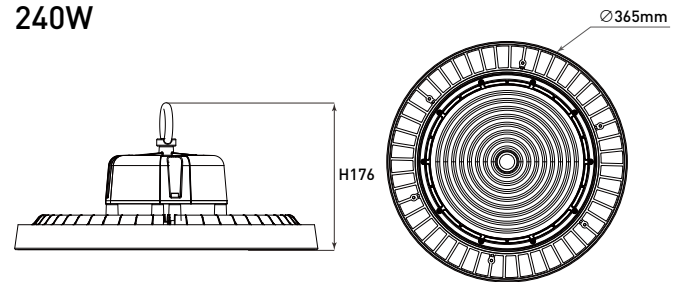
150W



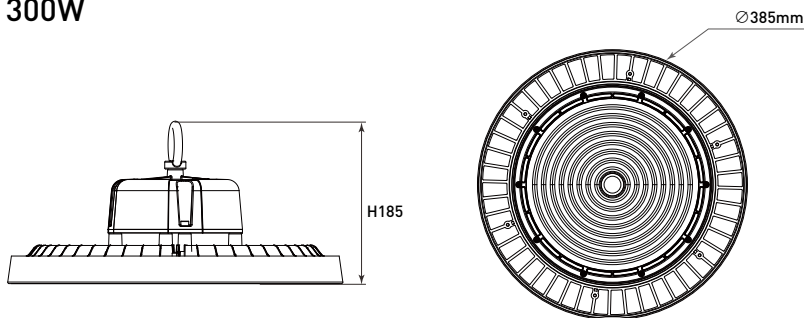
200W



240W



300W



500W

